



BULLETIN

March 2023 • Number 150

Letter from the President



Hello Friends,

February is the short month, right? But come on, this month has gone by way too fast! It was fun, though. Best of all was that Letters California Style was held again, after a two-year Covid hiatus, and those of us who attended got to be with wonderful, talented, and REAL people, not just little squares in a Zoom conference. Don't take that the wrong way, Zoom, I do love you and how you supported me and my calligraphy community during the lockdown, but the sheer joy of seeing and being in the presence of people is restorative. You can see the more than 33 FOC members who joined me in this opportunity in the photo.

I hope you were able to catch the FOC lecture that Carol DuBosch gave on January 18. It was fascinating to see how far Carol pushes the definition of the book form. Jessie Evans recapped the lecture in her article on page 3, and if you missed the lecture, there's a link to the video under Instructional Videos at <https://www.friendsofcalligraphy.org/pages/resources.html>.

Our next FOC lecture will be with DeAnn Singh on March 22 at 10:00 AM Pacific Time. DeAnn will talk about her fascinating experiences working with Hollywood movies. It's fun, funny, and interesting. To register, go to <https://www.friendsofcalligraphy.org/pages/calendar.html> and click the text that says "Register for this lecture on Eventbrite."

FOC's workshops for 2023 started up again on February 25 and 26, with Rachel Yallop teaching her Modern Copperplate Variations on Zoom. Raoul Martinez created a clever stop-motion slideshow of Rachel writing in her stylish Copperplate that you can see on Facebook and Instagram https://www.instagram.com/reel/CpK_f-kjay8/.

Check out the great FOC Ft. Mason classes lined up for 2023 at <https://www.friendsofcalligraphy.org/pages/classes.html>. The classes are so varied and tempting that I'm having a hard time keeping my vow not to sign up for every class I see. I'm sure some of you have the

same tendency! Also, I want to remind everyone that FOC continues to decide whether to have events in-person, hybrid, or virtual on a case-by-case basis.

Stay warm and dry,

xxxxxxx *Evelyn*



To view the Bulletin in color, please visit the FOC web site under Publications.

FOC Council Members

President

Evelyn Eldridge

Vice President

Elena Caruthers

Treasurer

Dean Robino

Secretary

Fredi Juni

Council Members

Darla Engelmann
Billy Ola Hutchinson

Cynthia Cravens
Katie Leavens
Raoul Martinez

Alphabet Editor

Carl Rohrs

Bulletin Editor

Nancy Noble



Trivial Pursuits XXXIV

By Julia Chin

For sustenance we were treated to a delicious and healthy lunch catered by Mia, Dorothy Yuki's daughter. And munchies donated by attendees were enjoyed throughout the day.



34th Annual Trivial Pursuits Teachers:
Caryn Lum, Nancy Noble, Sara Loesch-Frank,
Marcia Friedman—Coordinator,
Michelle Morin, Kris Nevius, Debra Ferreboeuf



Dorothy Yuki, proud of her daughter Mia's beautiful luncheon spread. We all thoroughly enjoyed every morsel.



Jerry Lehman overseeing Mia's creative food presentation

It was a dark and stormy day as 35 enthusiastic folks braved the elements to participate in the 34th annual Trivial Pursuits.

The day was chock-a-block with activities and as much socializing and reconnecting with friends as we could squeeze in. The volunteer teachers taught their classes with exuberance and expertise. Caryn Lum patiently walked us through the folding of an origami heart and a traditional belt closure. Debra Ferreboeuf inspired us to decorate a canvas tote bag by showing us her wonderful examples. Kris Nevius's loopy book bindings were intricate designs that turned out to be easy to do thanks to her teaching. Michelle Morrin's meditative doodling was a welcome break in the jam-packed day. Nancy Noble revealed the world of multi-level embossing using a single tool. Sarah Loesch-Frank showed us the magic of parallel pens. The camaraderie between students and teachers added to the fun. Contrary to the expression, *Don't try this at home*, many of us ended the day with a list of supplies to buy so that we can try out our new skills. Hello, embossing tool.

One of the many highlights of the event is marveling over the creatively-decorated envelopes. Attendees voted for their envelope of choice, awarding 1st Place to Darla Engelmann, 2nd to Linda Kruger, and 3rd to Janet Glessner. Congratulations!

Offsetting the gloomy day were the sunny yellow goody bags full of generously donated, well, goodies. Thanks to: Dorothy Yuki and Debra Ferreboeuf for the Kuratake items from the cancelled Write on the Edge conference, Cynthia Craven for the handmade portable work surface, Dorothy Yuki for a long list of fun and useful items, Marcia Friedman for lettering the name tags, and the fantastic team of Dorothy Yuki, Jerry Lehman, and Cynthia Craven for doing all the work to bring the bags to life.

Thanks to:

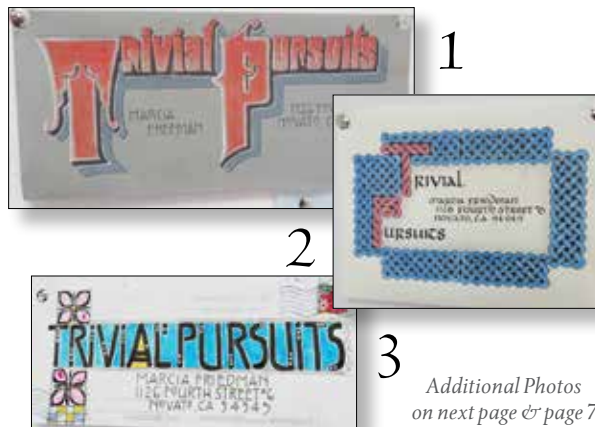
- Elephant Table donors and purchasers.
- Laura Bernabei & Caryn Lum for photos.
- All who came early to set up and stayed after transforming the space in quick order.
- Most of all, thanks to our master of ceremonies and organizer, Marcia Friedman, who kept us all on time and in the right spots, which may have felt like herding cats. Marcia pulled off another successful event and we are all so grateful for her energy and effort.

A fantastic time was had by all.

- Thanks to Marcia Friedman for suggesting the opening words.

Envelope Contest:

Winning Envelopes: First Place: Darla Engelmann,
Second Place: Linda Kruger,
Third Place: Janet Glessner



Additional Photos on next page & page 7

Membership

Message from Membership Welcome, New Members!

Friends of Calligraphy extends a warm welcome to our newest members. We're so glad you joined!

Donna Osborne
Shirley A. Campbell
Ewan Clayton
Karen Cook
Leslie Cropper
Alice Drier
Patricia Fasana-Lynn
Ann Franke
Maggie Gillikin
Martha Gioia
Christine Goritschnigg

Michael Grady
Lynn Harrison
Deborah Hartigan
Tiffany Hatteberg
Terri Hendrickson
Tom Hendrickson
Cynthia Romo
Barb Schmid
Rebecca Smith
Catherine Somer
Laura K. Williams
Love, *Meredith*



Mail Crew Thank You

Thank you to the following vaccinated volunteers who met in December at Georgianna Greenwood's studio and stuffed, labeled and sealed the envelopes:

JoAnn Brand
David Brookes
Darla Engelmann
Meredith Klein: + labels & taking mail to PO
Linda Kruger
Vicky Lee
Vicki Piovio
Dean Robino, assistant czarina

Thank you to **Georgianna** for hosting, **Andy Greenwood** for assistance, and **JoAnn Brand** for calling both crews.

Our fearless leader, Marcia Friedman, overseeing Cynthia Craven's announcement of the Envelope Contest Winners




Trivial Pursuits Photos From Previous Page

Marcia Friedman, Evelyn Eldgride & Debra Ferreboeuf



Dorothy Yuki & Kestrel Montes sharing good laughs in this jam-packed day



Kaitlin Aguilar & Vicky Lee eagerly awaiting the next class



Vicki Lee & Janet Glessner sharing the bag Janet created in Debra Ferreboeuff's class



Kris Nevius teaching her intricate bookbinding stitches

Calligraphic Artist Books

with Carol DuBosch

In her long career as a calligrapher and artist, Carol DuBosch has made an astonishing number of beautiful and inventive calligraphic artist books. In her online lecture, *Calligraphic Artist Books*, on January 18, Carol showed and spoke about several of these books. She described the bindings and materials used for them, explained the connection between the source text and the materials used, took questions from the audience, and even read a book or two out loud. She also gave us the insider tip that artist books make great gifts.

Carol presented a parade of fascinating book binding techniques with her calligraphy woven throughout, literally, in some cases! Some of the book binding methods she showed were interlocking double accordion, accordion spine binding, flag, triangular accordion meander fold, nested accordion pop-up fold, slip-knot binding, single-signature binding, end-sewn binding, pamphlet binding, single signature pamphlet binding, whirlwind binding, and a number of other unusual bindings.

There is always something that needs to be a book, Carol said. The range of materials Carol used in her calligraphic artist books is an exciting tour through familiar calligraphy tools and surprising materials alike: 90 lb. Arches cold press watercolor paper; Canson Mi Tientes paper; folded pens; Winsor & Newton calligraphy inks; white gel pens; watercolors; DuPont Tyvek®, handmade watercolor paper; indigo-dyed paper; Acetate transparencies; gold Finetec watercolor; gouache; papyrus; a wasp nest, yup, you read that correctly, a wasp nest; eco-dyed paper; paste paper; rubber stamps; acrylic matte medium; window screens, yup, window screens; wood; river rocks; pages from a dictionary; gesso; and flattened toilet paper rolls, yup, toilet paper rolls. Carol explained how she does “tryouts” with all the materials going into her calligraphic artist books. She said, *Time spent in these preliminary choices is so very valuable.*

As for the source texts for her calligraphic artist books, there were some real zingers in Carol’s work. Some of the source texts included:

This Paper Boat by Ted Kooser

Quotations from Carl Sagan

A Prayer Among Friends by John Daniel

Bruce Mau’s *Incomplete Manifesto for Growth*

Spring by Linda Pastan


Days by Billy Collins

The Roses by Mary Oliver



One of the amazing things about each book that Carol showed is the way the materials, the text, and her lettering created meaning. The cohesive effect of putting carefully considered lettering—like the Ben Shaw lettering she used in a few pieces—on handmade books with powerful and inspiring text is part of the allure of her calligraphic artist books. *I want my books to have a lot of meaning*, Carol said. Another thing she said was, *Experiment. Experiment. Experiment. Try everything.* What great advice.

You can access the recording of this lecture under Instructional Videos at <https://www.friendsofcalligraphy.org/pages/resources.html>.



Triangle Accordion Meander Fold Book with enlargement (left) of the box she designed and created for it to fit into.

Copperplate with Rachel Yallop



On February 25 and 26 we had an enjoyable zoom workshop with Rachel Yallop from England. She is a well established calligrapher who has been mastering her skills for 41 years. Her calligraphy hand is based on traditional copperplate that she expanded and changed into a fun style of swelling copperplate. Her letters begin with thin lines, moving to thick and then usually

finishing with thin lines. Her work is easily recognized by her distinct use of white, black and red. She has written two books on her creative hand; *A Simple Copperplate Manual* and *Copperplate Variations*.

The workshop was 2 1/2 hours each day with packed information to absorb. The first class started with her easy to follow handouts before we went through the minuscules followed by the majuscules. Each letter was carefully made and explained on how she begins and ends the letters. Rachel spent time on the use of the pointed flexible nib and how to get a smooth thin-thick-thin swell/weight. She developed this handwriting to have more fun on a variation on copperplate. Her bouncing, flourishing and directional changes of each letter were interesting plus easy to read. Of course she discussed how to join these letters but that was not always possible and didn't matter. It was magical watching her write so smoothly with her free flowing flourishes added. I found it relaxing to watch her pen move up and down over and around with the beautiful swells.

From her letters she continued on into designing and layouts. She would take a word and show us how to create the bounce, the left and right letter angles, the heavier and thinner weights and then adding flourishing. The tracing/layout paper was her best friend in layering and repositioning each letter individually to give her the appearance she wanted.

Rachel gave us insight into her design ideas and how she created text into a beautiful piece of calligraphy. It was so helpful watching and learning her process from start to finish. She discussed how you must always be in control of your letters. The quality of the line is very important so that the weighted part is located correctly. She further explained when and where you start and stop the weights plus correctly adding flourishing.



Of course as a calligrapher we are most interested in the materials she prefers.


The most notable was her beautiful acrylic weighted straight pen holder from Italy. The holder was made by SEC wood pen. Her nib of choice was the Hunt #101 that allows for good variation of thicks and thins. Lay-out paper that has good transparency is made by Daler-Rowney. Her inks were the Pelican 4001 and Schmincke Gouache in Vermillion red.



Thank you to Rachel and the Friends of Calligraphy for allowing us the privilege to be instructed by such a professional. Her work is beautiful and inspiring for all to view.

.....Linda Kruger

Photos continued on next page.



Screenshots from Rachel's excellent online workshop. Always wonderful to have a front row seat to see each stroke up close & personal!



FOC Council Meeting Minutes

FOC Council Meeting Minutes Sunday, 20 November, 2022, Zoom

Starting time: 1:05 PM.

Attending: Dean Robino, Elena Caruthers, Evelyn Eldridge, Fredi Juni, Darla Engelmänn, Billy Ola Hutchinson, Raoul Martinez, Katie Leavens. **Guests:** Meredith Klein, Nancy Noble. **Excused:** Cynthia Cravens

Meeting Minutes:

Minutes from September 24, 2022 Council meeting, Dean moves to approve as reviewed, Darla seconds. Unanimous approval.

Reports:

Membership Meredith: 60 new, 589 renewals: 649 Members

On November 19 we lost a longtime member, Ed Grossmith. Ed joined FOC in 1978, and came to retreat from its earliest years, up through 2016. His interest in calligraphy turned towards Asian calligraphy, and he wrote wonderful haiga (haiku combined with images). Ed and his daughter, Jenn Enault, created videos of his photographs combined with haikus, which were beautiful and often displayed his wit and gentle sense of humor. Those of us who came to retreat will always have an image of Ed and Jenn sitting together at their table, in ergonomic chairs. And will remember the

twinkle in Ed's eye and his sweet, kind of shy smile. He will be greatly missed.

Treasurer: Dean: Mailing cost increases for international mailing, bulk mailing, and P.O. Box rental require increase to the budget. Council review the Transaction Report for September and October. Elena moves to approve, Fredi seconds. Unanimous approval.

Dean thanked Katie, Raoul, and Evelyn for doing the interim financial review on October 17.

Workshop Committee

Elena: **2022**

- Elmo Van Slingerland, was a small group but a great success.
- Judy Detrick, October 3 to December 5, 2022 and January 9 to 30, 2023. Master Class: The Evolution of the Latin Alphabet, Elena Caruthers, Coordinator. Zoom

2023 Lineup

- Rachel Yallop, Ruling Pen, Zoom, February 4-5, Dena Sneider, Coordinator
- Massimo Polello, Cadels, March-April, Elena Caruthers, Coordinator, Zoom
- Connie Furgason, Zoom, April/May, Nancy Noble & Linda Kruger, Coordinators
- Laurie Doctor, Summer Workshop, July, Meredith Klein, Coordinator
- Heather Held, Fall September-October

Grisaille/Luminous Letters. Darla Engelmänn & Linda Kruger, Coordinators.

Katie asked that workshop coordinators be reminded of the value of strong photos of work for posting on social media. This will be discussed in the next Workshop Committee meeting.

Fort Mason: Katie:

- Registration opened yesterday for 2023 classes.
- Raoul's class took a virtual trip to the SF Library, went well. A video has been posted on YouTube with a link on FOC's website.
- Raoul reformatted website to make member/nonmember rates clearer.

Publications/Mailings

Bulletin: Nancy Bulletin 149: Elmo did the Masthead. David Brookes is writing an article on Elmo's class. The date to submit articles is November 22.

Alphabet: Meredith reported that the proof is complete. Upcoming issue will include selected images from Kalligraphia, an article on Peter Thornton, and a book review by Mary Ann Wight.

Mailings: November 10, 2022: Directory mailing—the easiest mailing of the year. Fort Mason brochure was emailed; Retreat flyer will again be emailed.

Mailing for December 15, 2022: *Alphabet* 48:2 and *Bulletin* 149.

Directory: Mike Gold's design is wonderful, and the process with Judy Detrick went very smoothly once again.

Web Administrator:

Raoul shared his report. FOC continues to be ranked fifth of guilds on Facebook and sixth on Instagram.

Social Media: Katie

The most recent member featured was Georgianna Greenwood.

Meetings & Events

Trivial Pursuits

11/28 Flyer mailing date. In person. Marcia Friedman, Coordinator.

Lectures: Evelyn

Rick Paulus, September, went well; Andrea Wunderlich and Louise Grunewald, November 13 was great; Carol DuBosch, January; De Ann Singh, March; Rob Saunders, AGM, May; Paul Shaw, June, or July if Laurie doesn't want to speak; Laurie Doctor, possibly July; Denis Brown, September; Loredana Zega, November.

Meredith cautioned members not to forward FOC emails without removing the Tiny Letters link at the bottom of the email. If not, a click of the unsubscribe link will unsubscribe the original recipient.

Nancy reported the Zoom bombing at the start of Andrea and Louise's lecture. Nancy, Raoul, and

Dean will research controls and propose new setup options to the Lecture Committee. Nancy, Evelyn, Raoul, and Karen Ness were very prompt in removing the culprits from the lecture.

Events for 2023

Determining whether to have in-person, virtual, or hybrid continues to be decided on a case-by-case basis.

Retreat: Meredith March 8-12, 2023, Meredith, coordinator. Meredith believes we will have at least 15 participants, the contract minimum.

Unfinished Business

Holiday Party

Council agreed to have party online again due to Covid. Raoul will complete flyer. Party will be on 12/4 from 2-4 PM.

New Business

- FOC's Fiftieth Anniversary: An ad hoc committee meeting was set for December 20 to discuss, Evelyn, Dean, Katie, and Meredith.
- Covid Policy for in-person events: Fredi will draft a policy and email for Council review.

Adjourn Time: 3:37 PM
Katie moves, Fredi seconds, unanimous approve.

Adjourn Time: 3:37 PM

Katie moves, Fredi seconds, unanimous approve.

Edited for publication

Trivial Pursuits Photos:
Left to Right:
Meredith Klein &
Lorraine Leber;
Vicky Lee &
Dorothy Yuki;
Debra Ferreboeuf
explaining the process
she is teaching in her
workshop.



Fort Mason Classes

Date	Time	Event	Details
<i>Saturdays</i> April 8, 15, 22, 29, May 6, 13, 20	10:30AM – 12PM Seven Saturday Mornings	Humanist Bookhand Judy Detrick	Zoom
<i>Tuesdays</i> July 18, 25, August 1, 8, 15, 22, 29	6:30 – 9PM Seven Tuesday Nights	Engrosser's Script Katie Leavens	TBD
<i>Tuesdays September</i> 12, 19, 26, <i>October 3,</i> 10, 17, 24	6:30 – 9PM Seven Tuesday Nights	Flat Pen Uncial Meredith Klein	TBD
<i>Saturdays October 28</i> <i>November 4, 11, 18</i>	10:00AM – 1PM Four Saturdays	Engrossing Text Rick Paulus	Zoom

FOC Calendar of Events

Date	Time	Event	Details
Wednesday, March 22	10:00 AM	Lecture: Hollywood's Favorite Calligrapher with DeAnn Singh	Zoom
Sunday, May 7	1:00 PM – 4:00 PM	Annual General Meeting Speaker: Rob Saunders Letterform Archives	Zoom

TinyLetter

Friends of Calligraphy now sends its emails via TinyLetter, a free online listserver.

To ensure that our emails don't get put in your Spam folder, please add our email address, info@friendsofcalligraphy.org, to your email address book.

Our emails include a footer containing our snail mail address, an unsubscribe link, and the *Delivered by TinyLetter* logo. Please be aware that if you click on the unsubscribe link in the footer, you will be immediately removed from our email list, without being asked to confirm your choice. If you *unsubscribe* by accident and wish to be added back to the list, you must do so via the [Subscribe](#) page:

<https://tinyletter.com/friendsofcalligraphy> and follow a double opt-in process. The webmaster cannot reinstate you.

Finally, the emails that you receive are linked to your email address. If you forward them to someone else, and that person clicks on the Unsubscribe link, the sender (you) will be unsubscribed from our mailing list. So please keep that in mind when forwarding our announcements.

Thank you for your understanding,

Raoul

Colophon

FOC *Bulletin* #150

Masthead: Fredi Juni

Text: Sumner Stone's Davanti & Appia; Optima for Headings. Adobe InDesign CC was used for the layout on an iMac.

Proofreading: Kris Nevius, Evelyn Eldridge, Raoul Martinez, Dean Robino.

Photos: Laura Bernabei, Nancy Noble.

Copy Deadline

Deadline for articles for *Bulletin* 151: May 24, 2023. Please submit articles or questions to Nancy Noble, nrnoble@sfsu.edu

Address Change

If your contact information changes: address, phone or email, please send the new information to:

Membership Chair: Meredith Klein
gkle@sbcglobal.net
707 Spokane Avenue,
Albany, CA 94706
510.527.0434

Friends of Calligraphy

is a nonprofit society of people interested in calligraphy and related arts. Membership is \$40.00 annually, open to amateurs and professionals.

Mailing Address: PO Box 425194,
San Francisco, CA 94142

FOC Website:

www.friendsofcalligraphy.org

FOC Facebook:

www.facebook.com/FriendsofCalligraphy

Instagram:

www.instagram.com/friendsofcalligraphy

FOC Facebook / Instagram Pages

Check out our Facebook and Instagram pages. You do NOT need a Facebook or Instagram account to do so. Our pages are open to all. At the bottom of the FOC Home Page, click either icon: the F in a blue square, or the little red square camera outline.

Massimo Polello

Will teach in Lafkos, Greece, in September 2023. For information, see:

<http://lagouraxi.com/the-beautiful-alphabet-from-the-manuscripts-to-contemporary-calligraphy>